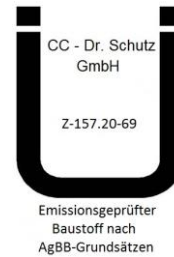


PU Sealer / Waxnomor



1 PRODUCT DESCRIPTION

Special waterbased 2 part polyurethane transparent sealer with outstanding durability and long term protection. For professional use only. Reduces dirt adhesion and the time needed for day-to-day maintenance. Hardwearing sealer film, excellent elasticity and good resistance against chemicals. Easy and safe to apply with excellent adhesion. One coat application. Second coat can be done if requested. High solids content. No yellowing over time. Anti-slip classification R9. Tested according to EN 14904, suitable for sports floors (satin). Very low emission (EMICODE: EC1 R).

abZ-Nr. Z-157.20-69, emission tested building material
Gloss grades: gloss, mat, extra mat, ultra mat

2 SUITABLE FOR

- Resilient flooring (LVT, LVP, VCT) smooth or textured
- Linoleum floors
- Cast floors based on epoxy and polyurethane.
- Wood and cork floors after priming with **strato classic prime 200**.

Suitability for safety floorings, more structured surfaces and studded floors must be ascertained in the specific building before use (*).

Please pay attention to our technical recommendations specifically for floors and buildings under www.dr-schutz.com.

3 APPLICATION

Shake up **Dr. Schutz PU Sealer / Waxnomor** vigorously before adding the Crosslinker. Add **Crosslinker M** (for matted grades), or **Crosslinker G** (for gloss) to the base lacquer in a ratio of 10:1 and immediately mix thoroughly and evenly. Allow the mixture to settle for 10 minutes, then stir again and use it. Do not mix more than can be used up within 4 hours (at 20 °C). Apply **PU Sealer / Waxnomor** evenly (at min. 15 °C) onto the previously prepared subsurface (Pay attention to our Technical Information „Preparation of subsurfaces“) with the **Dr. Schutz Aquatop Roller**.

Please note:

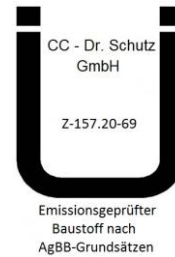
- The surface must be professionally prepared and in a clean, dry condition free of oil, wax and dust (**).
- Floor and material temperature must not fall below +15°C during application and drying time.
- The technical rules are to be observed.

4 COVERAGE

Approx. 50-55 qm per mixed unit (approx. 500-550 sq.ft.). Per coating approx. 50 ml/m² (20 m²/l) if applied in two coats. 100 ml/m² in one coat application

On primed wood, cork two coats with approx. 80-100 ml/m² (10-12m²/l).

PU Sealer / Waxnomor



In the case of a very absorbent sub-surface, higher consumption is possible, depending on absorbency.

5 CURING

Can be carefully walked on and worked on for the second coating after approx. 2 hours, but no longer than 12 hours after the first coat. In the case of a longer interim drying time, the entire surface must be intermediate sanded. Can be walked on carefully 12 hours after the last sealing coat. After 24 hours approx. 80% of the durability has been achieved. After 7 days the full durability and chemical resistance of the product is provided (based on conditions of 20 °C, 50% relative humidity and sufficient ventilation)

Low temperatures, high humidity and poor ventilation can extend the drying time. Furniture can be carefully put up again. Gliders/Protectors should be installed and maintained under all movable chairs, tables, fixtures and other furniture to protect the coating from abuse and unnecessary scratching. We recommend Dr. Schutz Scratchnomore protectors.

6 MAINTENANCE

After complete cure clean with **Dr. Schutz PU Cleaner / Schutz Cleaner**.

When your floor begins to show signs of wear it may be time for a new sealer coat.

In case conventional care is requested, we recommend **Dr. Schutz Floor Mat** (for satin and mat) or **Dr. Schutz Floor Shine**, depending on the gloss grade of the finish

Please pay attention to our care instructions specific to floorings and buildings under www.dr-schutz.com.

7 STORAGE

Minimum 12 months when stored in original packaging at 70 F (20 °C). Protect from freezing. Keep coating materials out of the reach of children.

When stored in varying temperatures and/or in an opened canister, dried parts can form. If so, sieve these out before using.

8 TECHNICAL DATA

Contained substances: water, polyacrylate, polyurethane, glycoether, silicic acids, waxes, additives. Contains 1,2-benzisothiazol-3(2H)-one. May produce an allergic reaction.

voc (g/l) 47 base (ISO11890) / 2004/42/IIA(j)(140)140.

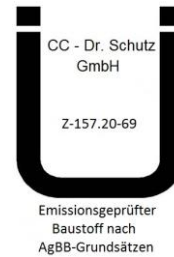
ADR/RID: not a dangerous good as defined by transport regulations (base lacquer and crosslinker).

CLP (base lacquer): labelling not necessary.

Emptied canisters can be disposed of in household waste, or taken to a recycling centre.

CLP (Crosslinker G/M): GHS 07, Attention. H332 Harmful if inhaled. H317 May cause an allergic skin reaction. H335 May cause respiratory irritation. H412 Harmful to aquatic life with long lasting effects. P280 Wear protective gloves / eye protection. P362 Take off contaminated clothing. P405 Store locked up. EUH204 Contains isocyanates. May produce an allergic reaction.

PU Sealer / Waxnomor



Gloss grade at 60°: ultra mat = 3-4 / mat = 5-7 / satin =10-15 / gloss = 70-85
The gloss grade can vary from lab values depending on the conditions in actual buildings.

9 SPECIAL NOTES

- When mixed together, 2part-products can develop carbon dioxide and build up pressure. Never close 2part-mixtures tightly in a container, danger of bursting!
- Clean the working tools and implements with water. The hardened remains of lacquer can only be removed mechanically. We recommend always using new, dry Aquatop Rollers.
- Please pay attention to the printed batch number. Only use products with the same batch number in one layer. In the case of a different batch, mix this in a separate container before using.
- Coloured products (e.g. hair dyes, coloured disinfectants for wounds) as well as plasticizer migration (e.g. from rubber) can lead to the irreversible discoloration of the sealing coat. If resistance to hand and instrument disinfectants is required in specific buildings, we recommend pre-testing the respective chemicals on site. (*)
- (*) In case of questions, please consult our advice on technical applications
- (**) Please pay attention to our Technical Information „Preparation of subsurfaces“

10 CROSS-REFERENCE

Our following publications in their updated form are valid as an integral part of this fact sheet:

- General notes on the application of Dr. Schutz finishes
- Safety data sheet available on request.

The quoted printed matter, as well as this product information in its updated form, is available on our homepage www.dr-schutz.com or on request from the address quoted below.

Dr. Schutz – We Care About Floors

Headquarter
Dr. Schutz GmbH
Holbeinstraße 17
D-53175 Bonn
Tel.: +49 (0)228 / 95 35 2-40
Fax: +49 (0)228 / 95 35 2-46
E-Mail: export@dr-schutz.com
www.dr-schutz.com

UK
Dr. Schutz U.K Ltd.
Unit 24, Anglo Business Park,
Smeaton Close, Aylesbury Bucks
HP19 8UP

Contact: Richard Nelson
Tel.: +44 (0)1296 437827
Fax: +44 (0)1296 334219
E-Mail: richard@dr-schutz.com

Ireland
Dr. Schutz Ireland
35 Pic Du Jer Park,
Ballinlough, Cork

Contact: Paul O'Reardon
Mobile: 0877678388
E-Mail: drschutzireland@gmail.com

North America
Schutz NA
4701 Bath St 46
Philadelphia PA 19137
USA

Contact: Sam Jamison
Tel.: +1 (877) 272-4889
Mobile: +1 (215) 510-7874
E-Mail: sam@schutzNA.com

The above advice for technical application is given to the best of our knowledge and according to the latest state of technology. Therefore, if our products are used carefully heeding the advice given on their application, as well as following our suggested procedures with the materials intended for use with these products, no damage shall occur. However, our products are used outside and beyond our possible control, and are therefore subject to your own responsibility, which does not release you from the obligation to check for yourself whether our supplied products are suitable for your intended purpose and procedure. Therefore our notes and advice are not legally binding and cannot be used against us as grounds for liability - which includes the rights and protection of any third party. The relevant recommendations, guidelines and standard norms are to be observed, as well as the recognized technical rules. On publication, this product information replaces and supersedes the validity of any previous versions.